



United States Equestrian Federation, Inc.

DRESSAGE PONY HANDBOOK

SECOND EDITION, DECEMBER 2004

© 2004 United States Equestrian Federation, Inc.
4047 Iron Works Pkwy.
Lexington, KY 40511
(859) 258-2472
www.usef.org

United States Equestrian Federation, Inc. DRESSAGE PONY HANDBOOK

SECOND EDITION, DECEMBER 2004

In recent years, interest in pony classes and/or divisions at USEF-Recognized Dressage Competitions has been on the rise. Ponies are popular among juniors and adults alike, and an increasing number of recognized dressage competitions have expressed interest in offering special opportunities for those exhibitors. On behalf of the USEF Dressage Committee, we appreciate your interest and participation in dressage pony classes and divisions, and have developed this booklet to hopefully address questions and concerns from exhibitors, officials, and competition management alike.

These are basic guidelines to be used by officials, management, and exhibitors for measuring ponies at USEF-Recognized Dressage Competitions. This Handbook DOES NOT replace any relevant section of the Federation Rule Book. It is a guide to proper use of the measurement stick and proper procedures for conducting measurements at USEF-Recognized Dressage Competitions.

This booklet contains information and references to the USEF Rule Book which is current as of December 1, 2004.

Subsequent USEF rule revisions will take precedence over material included in this booklet. Please refer to updated rules on the Federation website, www.usef.org, for any applicable changes to this information.

© 2004 United States Equestrian Federation, Inc.
4047 Iron Works Pkwy.
Lexington, KY 40511
(859) 258-2472
www.usef.org

PART I – DRESSAGE PONY GUIDELINES

1. **Quick Reference:** Dressage pony measurement rules are included in the USEF Rule Book, **DR134** (general measurement rules are included in **Chapter 5**).

2. **Pony Classes.** Any dressage competition may offer classes and/or divisions of **dressage tests**, or classes and/or divisions of **Dressage Sport Horse Breeding (DSHB)**, which are restricted to ponies (for instance, First Level Test 2 – Ponies, Three-Year-Old Fillies in Hand - Ponies). Please refer to DR119.1 and DR136.3 of the Federation Rule Book. Competitions may also offer the...

3. **FEI Pony Tests.** These are “international-level” tests written by the FEI, consisting of a Preliminary, Team, Individual, and Freestyle Test. These tests are considered the equivalent of Second Level. **Only riders age 12 – 16, called “Pony Riders” by the FEI, may compete in the FEI Pony Tests***. However, with the exception of Federation High Performance Championships, High Performance qualifying and selection trials, and observation classes, anyone may ride ponies in other designated pony classes or divisions at USEF-Recognized Dressage Competitions. FEI Pony Tests are available for purchase from the USEF office.

*(*DR119.4.c: Individuals are eligible as Pony Riders from the beginning of the calendar year in which they reach the age of 12 until the end of the calendar year in which they reach the age of 16. This age category applies to FEI Pony Tests only.)*

4. **Dress and Saddlery.** *National-level classes and divisions* (i.e. First Level Test 4 – Ponies) are conducted under all applicable USEF rules for the particular level (DR120 – 121).

FEI Pony Tests have specific requirements, including:

- Dressage saddle with stirrups is compulsory (DR121.1);
- A plain snaffle bridle with either a regular, dropped, or flash noseband is compulsory (DR121.2);
- Crescent nosebands are NOT allowed (DR121.2);
- Snaffle bit must meet diagram and description of those indicated as legal for use in FEI-level tests (DR121 Fig.1B.2);
- Dark coat or club uniform coat, breeches or jodhpurs, white shirt with tie or hunting stock, gloves, boots, and hunting cap. Top hat or bowler NOT allowed (DR120.1);
- Spurs are optional. They must be blunt metal, and no longer than 1.5cm (DR120.8);
- Whips are optional, except at CDIs (DR120.5).

5. Differing from most USEF disciplines, dressage utilizes the **FEI** definition of height, which uses the **metric system** (not hands). *A pony is classified as being not over 148 centimeters (without shoes), or 149 centimeters (with shoes)*. Since the conversion between centimeters and hands isn't exact, dressage ponies **MUST be measured in centimeters** and their corresponding measurement certificate is only applicable for dressage or driving. For instance, a pony measuring exactly 148 cm (legal as a pony for dressage) converts to 14 hands 2½ inches, thereby being over the legal height for the pony hunter division! (However, pony measurement cards for other USEF divisions [pony hunters, etc.] may be used for eligibility for pony tests/classes/divisions in Dressage or Dressage Sport Horse Breeding – see #8 below.)

6. **Does every pony have to be measured?** Not necessarily. If a pony already holds a USEF or FEI Measurement Certificate, then a copy must be submitted for entry into any Dressage or Dressage Sport Horse Breeding tests or classes limited to ponies. Any pony which does not have a Measurement Certificate may be required by the Competition Management to be measured. However, pony measurement may **not** be required, at the discretion of management and officials, for those ponies that appear significantly under the maximum height limits.

7. May a pony be measured at a Hunter competition (or other discipline)? Yes, as long as they are entered in that competition. But a pony **cannot** obtain a USEF Dressage/Driving Pony Measurement Certificate anywhere other than a Dressage or Driving competition. Hunter (and other discipline) stewards measure in hands, not metric as required for dressage measurements. Measurements for a Dressage/Driving Pony Certificate must take place at a USEF-Recognized dressage or driving competition where the pony is entered to compete.

8. May measurement cards issued for other disciplines be used for entry into dressage pony classes? Yes, ponies which already hold valid USEF pony measurement cards for other disciplines (i.e. Hunter, Hackney, Welsh, etc.) may present those cards for verification of height with their entry to dressage/DSHB pony tests or classes. Also, if a pony has a valid and current FEI Certificate of Measurement, this will also be accepted (DR134.5).

9. Membership Requirements & Fees. Owners must be current members of USEF and provide their membership numbers, or a signed affidavit signifying that membership has been applied for. Ponies must either have a USEF Annual or Lifetime Recording Number, or have a Horse Identification Number (HID). There is no fee for Temporary Certificates of Measurements that may be required yearly until the pony has reached the age of eight years. A fee of \$15 will be charged for the first Standard Measurement Certificate when the pony reaches the age of eight years (DR134.4).

10. Measurement Form. The official USEF Dressage and Driving Pony Measurement Form is available from the Federation office. **The current edition of this form must be used for measuring Dressage ponies**, or the measurement will not be valid. All areas must be completed, including owner and horse information, markings, and signatures. There are three (3) copies: one for the owner, one for the Technical Delegate, and one to be sent to the USEF office for processing of an official measurement certificate. The person supplying the information

on the form must be 18 years or older and is responsible for the accuracy of the information. The Technical Delegate(s) are responsible for ensuring that measurements are conducted in accordance with the rules and that all required paperwork is completed in a legible manner. Mistakes or illegible forms could subject the Technical Delegate(s) to a fine or administrative penalty (GR1122.2.g). Also, mistakes, illegible or unclear information, or rewrites may render the measurement invalid.



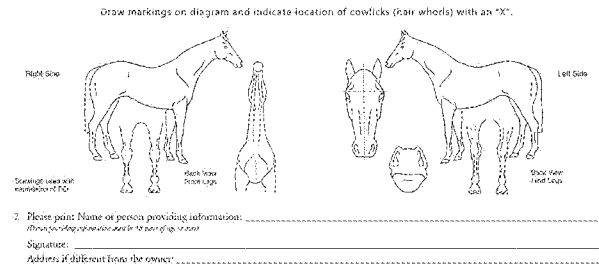
**United States Equestrian Federation, Inc.
Combined Driving and Dressage Pony Measurement Form**

The form is valid only if completed by the individual, either on a dressage or driving pony, wearing appropriate attire. Measurements must take place in a Recognized Competition or other USEF-approved location.
Measurements will be conducted by the referee, unless the referee is unavailable, in which case, the measurement will be conducted by the referee's assistant. Measurements will be conducted by the referee's assistant only if the referee is unavailable. Measurements will be conducted by the referee's assistant only if the referee is unavailable. Measurements will be conducted by the referee's assistant only if the referee is unavailable. Measurements will be conducted by the referee's assistant only if the referee is unavailable.

ANY ALTERATIONS/SCRATCHES/OUTS/REWRITES WILL RENDER THIS FORM VOID!
4447 Iron Works Parkway, Lexington, KY 40511-8485, Tel: (859) 258-2472, Fax: (859) 221-8862, www.usef.org

PART I - TO BE COMPLETED BY THE PERSON PRESENTING THE PONY TO BE MEASURED

1. Pony Name: Year Bred: USEF No. or HID #:
 2. Owner's Name: USEF #:
 Owner's Address:
 City: State: Zip:
 Note: The owner must be an active Federation member (see GR 504) or join at the competition.
 3. Sex: 4. Color: 5. Breed:
 6. Markings (Leave no blank spaces; mark "None" if no markings are present)
 Head:
 Body:
 Legs: LF: RF:
 LRF: RR:
 Cowlicks:
*Only useful if pony color or markings are present
 *Only useful if pony color or markings are present



PART II - TO BE COMPLETED BY THE MEASURING OFFICIALS

1. Date of measurement: Name and # of Competition:
 Pony's Entry #: Measurement Mark #:
 2. Measurement is for the purpose of:
 Official measurement (Measurement to replace expired temporary card)
 Measured for this competition only; indicate reason: *official mark valid both sides of neck*
 Owner did not have measurement card in his/her possession
 No reliable measuring surface was available
 Required conditions of Federation officials not present
 From Approved Measurement Card used
 3. Height of Animal: centimeters (express part of a centimeter with decimals, NOT fractions)
 4. Shaving Status: () Unshaved () Shaved Indicate shaving: () Only in front () Only behind () All around
 5. Dressage only: Animal was tugged and showed no evidence of looseness. Yes No
 DRESS - *A pony or an animal that does not exceed 148 cm withers does not qualify as a dressage pony.
 DRESS - *A pony or an animal that does not exceed 148 cm withers does not qualify as a dressage pony.
 Dressage pony must be 148 cm or more withers high.
 I hereby certify that I have examined the above animal and the information above is correct. I hereby certify that I have examined the above animal and the information above is correct.
 Print Name:
 Signature:
 Federation Membership # Federation Membership #
 *Official mark subject to USEF Mark - TD's Copy *Owner's copy *Official mark 2014

11. Temporary vs. Permanent Measurement Certificate.

Ponies three through seven (7) years of age may be required to be measured yearly, and will therefore receive a Temporary Certificate from the USEF office. *There is no fee for Temporary Certificates of Measurements.* Ponies eight (8) years of age and over will receive a Standard Certificate, which will not need to be renewed. *A fee of \$15 per pony will be assessed for the first standard measurement certificate when the pony reaches the age of eight years.* A Temporary or Standard Certificate is only required in years when the pony is actually competing. While a copy of the completed measurement form will be provided to the owner at the time of measurement, the actual Measurement Certificate will be sent to the owner of record by USEF after the competition.

12. “Competition-Only” Measurements. If for some reason the measurement of a pony does not meet all of the requirements, but the animal is measured under the maximum height for classification as a pony, the measurement may be conducted for “this competition only”. This will allow the pony in question to compete in pony tests, divisions or classes for that particular competition, but the pony will not be issued an official USEF Pony Measurement Certificate. Reasons for “competition only” measurements include: owner did not have previously-issued official measurement card or certificate in their possession for presentation at the competition; a suitable measuring surface was not available; or the required combination of USEF officials was not present.

13. Measurement Area. A flat, level concrete slab or other paved surface is preferable. A sheet of plywood is NOT considered a suitable surface. If possible, the area should be free from avoidable disturbances and distractions that may unsettle the pony. It is also recommended that competitions offering tests or classes for ponies have an indoor or covered area in which to conduct measurements.

14. Presentation. Ponies should be presented for measurement in a **halter**, not a bridle. For USEF measurements, the pony may be barefoot, shod in front only, shod behind only, or shod all around. However, for FEI measurements, the pony must be either barefoot on all four, or shod all around. In both cases, the pony may be presented for measurement with or without shoes regardless of how it is shown during the same or future competitions.

Each pony will be asked to jog to **check for lameness**. Animals showing evidence of lameness are not eligible for measurement.

It is the owner’s responsibility to ensure the pony is handled properly, accustomed to the application of a measuring stick, and correctly prepared.

15. Measurement Stick. A USEF Approved Measuring Stick with a metric scale must be used. These sticks have been specially calibrated and numbered to help ensure accuracy of official measurements. Note: Older approved sticks were manufactured with only the scale for measuring hands and inches. All new sticks now have two scales and can be used to measure both in inches/hands and centimeters.

16. Where can these USEF Approved Measuring Sticks be purchased? The official supplier is Saylor Projects, 2421 Ardsheal Drive, La Habra Heights, CA 90631. Phone: (800) 732-3982. Fax: (562) 691-8905. E-mail: saylorproj@aol.com. Order forms are available from the USEF Dressage Department (859) 225-2024.

17. Who provides the measuring stick? Per DR134.12, any competition which offers Dressage or DSHB tests or classes restricted to ponies must provide a USEF Approved Measuring Stick. *Therefore, it is the responsibility of the Competition Management to have a stick with a metric scale and suitable measurement area available.*

A limited number of sticks are available for loan. Contact the USEF Dressage Department, (859) 225-2024, or the United States Dressage Federation (USDF), (859) 971-2277 well in advance of the competition to reserve a measurement stick. A deposit will be charged for shipping and insurance.

18. Who can actually measure ponies? Measurements are a joint effort between two competition officials. First, effective January 1, 2005, **ONLY Dressage Technical Delegates** who have attended training for Dressage TDs at a Federation-approved clinic may measure Dressage ponies. (Federation licensed Stewards may no longer conduct measurements for dressage). This means that, in order to offer classes or tests limited to ponies (including any of the FEI Pony Tests), the competition **MUST** invite a “r” or “R” Dressage TD to officiate or to attend the competition for the purpose of conducting pony measurements. **The second person who must be present at all measurements is either the Competition Veterinarian or Judge.** Without these two officials (Technical Delegate and Veterinarian/Judge), measurements will not be valid.

19. What do you mean by Pony Measurement training for TDs? The first Dressage Pony Measurement training was held during the Dressage Technical Delegates Clinic in Portland, Oregon in December of 2002. Those who attended this clinic for full credit are the first group considered as trained to perform measurements. The second training course was held during the 2003 Clinic in Dallas, Texas, and those who attended were added to the list of those approved to measure Dressage/DSHB ponies. A third training course will be held during the 2004 DTD Clinic in Lexington, Kentucky and at subsequent annual DTD clinics. **A list of approved TDs who can measure ponies is posted on the Federation website or by request from the USEF Licensed Officials Department.**

20. Is pony measurement training required for all TDs?

Registered (R) Dressage Technical Delegates **must** attend a USEF Dressage TD Clinic prior to January 1, 2005 where training on pony measurement procedures is provided. This training is recommended, but not required, of **recorded (r)** Dressage TDs.

21. Appeals. After an official measurement, an owner or trainer of an animal declared ineligible for dressage pony divisions on account of height may appeal the measurement. *The appeal must be made to the Federation office in writing within seven (7) days of the measurement and must be accompanied by a deposit of \$200.* The Federation will select a location and time for the appeal measurement as convenient as possible. The owner or trainer must deliver the animal to the location at his own expense with 45 days of filing the appeal. The measurement will be performed by at least two persons appointed by the Federation. For complete rules, please refer to GR514 and GR515.1-5 of the Federation Rule Book.

22. Questioning height. If a judge questions the height of a pony, the pony must be measured if not in possession of a valid Measurement Certificate. If the pony **DOES** have a current and valid USEF measurement certificate, the judge(s) may request through USEF that the pony be re-measured by a licensed Dressage Technical Delegate and a veterinarian approved by the Federation (please refer to Chapter 5, Subchapter 5C). Re-measurement must be made within 30 days of the request. Please see DR134.6.

FEI-RECOGNIZED PONY COMPETITIONS (CDI-P)

What is a CDI-P? This is an international competition (CDI) with an FEI Pony division (P). These competitions are run under FEI Regulations, and utilize the FEI Pony Tests (see #3 above). Ponies entered in these FEI-recognized competitions will be required to obtain an official FEI Certificate of Measurement. If not previously obtained, FEI measurements may be conducted and official Certificates applied for at the CDI-P. The measurement will be performed by the FEI Veterinarian, who must be approved by the FEI to measure ponies.

Special Considerations for a CDI-P: Even though this is an FEI-recognized competition, *FEI passports are NOT required* for ponies which are competing in their home country in a CDI-P. Instead, ponies must:

- a. Have current lifetime registration with USEF
- b. Be identifiable by diagram (a clearly-marked Coggins test will be acceptable)
- c. Have a valid vaccination certificate (from pony's vet)
- d. Have an FEI certificate of measurement (this can be done at the competition).

Managers of FEI-recognized competitions must also be aware of special rules that must be followed when hosting a CDI-P at their competition:

- a. At least *three (3) FEI judges (one foreign)* must be available for the pony classes;
- b. The *FEI Veterinarian* must be one of those who have been **approved by the FEI** to conduct pony measurements (a list is available from USEF).

Complete FEI rules for ponies, “**Special Regulations for Pony Riders and Children**”, are available from the USEF office, or from the FEI website, www.horsesport.org.

PART II – CONDUCTING THE MEASUREMENT

If offering pony tests/classes/divisions at a USEF-Recognized Dressage Competition, the management should arrange a convenient time with the veterinarian or judge in order to participate in measurements with the Technical Delegate (see Part I, #19 above). Both measurement officials should be present for the entire process, including the soundness jog, checking of markings, and observation of the measurement procedure. The veterinarian or judge may assist with checking and completing the section on the markings, observing and determining the soundness of the animal at the jog, and scribing information in Part II for the Technical Delegate; however, the Technical Delegate is responsible for the accuracy and legibility of information on the form (refer to Part I, #10, above).

Filling out the measurement form (see Part I, #10 above):


PART I is to be completed by the person presenting the pony for measurement (the person supplying the information on the measurement form **must** be 18 years or older and is responsible for the accuracy of the information). This section includes pony and owner information, such as name, membership & recording numbers, address, breed, age, etc. (exhibitors should bring all appropriate information [i.e. copies of membership cards and recording or HID certificates] to the measurement location). Diagrams and descriptions of markings may be filled out with assistance from the veterinarian. At completion of Part I, the person responsible for presenting the pony for measurement must sign the form where indicated.

PART II is to be completed by the measuring officials. This section includes competition information, measuring stick number, shoeing status, jog for lameness, measured height, etc. At the completion of the measurement, the Technical Delegate and Veterinarian or Judge must sign the bottom of the form where indicated.

REMINDER: Ponies should be presented for measurement in a halter, not a bridle. **All ponies must be jogged for evidence of lameness** (DR134.7, also Part I, #14 above).

Measuring Stick: The USEF-approved measuring stick, or “**Equistick**”, is a precision instrument. To maintain its accuracy, it must be handled and stored carefully. **Please refer to complete instructions included with the measuring stick.**

The official measuring stick is available with a carrying case for protection. Measuring sticks are available for purchase and/or loan (see Part I, #16 & 17 above).



Each official USEF Measuring Stick has an official **registration number**. This number must be entered in the appropriate space on the Measurement Form for verification.






Illustration of the location of the Registry Number of the stick. Include this number on the Pony Measurement Form.


There are two parts to the measuring stick. The upright portion, with metric on one side and hands/inches on another side, has an extender that locks with a twist of the wrist. The cross bar has two levels to ensure accuracy of stick placement.



Select a suitable area with a level surface for conducting measurements (see Part I, #13 above). NOTE: plywood is not a suitable surface for measurement. A quiet area with few distractions is more conducive to calming the animal being measured. *Hint: The cross arm of the measurement stick can be used to determine that the measurement surface is level.*




Slide the crossbar over the top of the upright standard, bringing it to within a couple of inches of the height you expect to be measuring. Extend the bottom leg extension and lock. Do not over tighten to avoid stripping threads.



Inside the locking mechanism of the measurement stick. Care must be taken to avoid stripping threads – **DO NOT OVER TIGHTEN.**

It is recommended that the stick be assembled and used so that the ruler faces away from the individual performing the measurement to avoid any perception of undue influence.

Measurement Position. The pony's front legs must be parallel and perpendicular, with the toes in line. Both hind feet must be taking weight and as near perpendicular as possible; the toes of the hind feet should not be more than 15 cm out of line with each other. The head must be in its natural upright position.

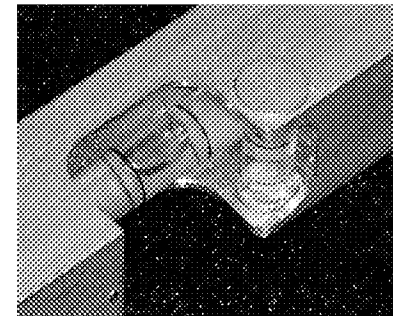



The pony should be handled quietly and allowed to relax. The handler must not interfere or have physical contact with the animal in any way that will prevent it from standing in the correct position or influence measurement, except to cover the pony's eyes with a cupped hand.

Lower the cross-arm until it rests *lightly* on the withers. Do not apply pressure to the cross-arm. The measurement must be taken at the highest point of the withers which should be identified by palpation if necessary.

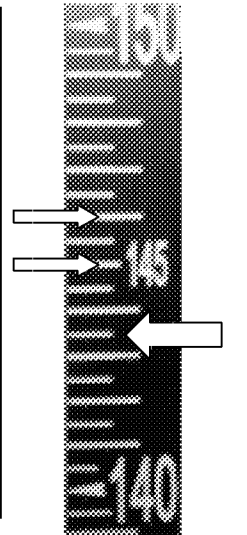


Check both levels (bubble positions) and move the stick as necessary until both bubbles are centered.





Only when the TD is satisfied that the stick is properly positioned should the measurement be read. **NOTE: Read the scale on the BOTTOM edge of the cross-arm.** Be VERY careful to read the numbered increments, and therefore the measurement, correctly (see below):

<p>Each long line on the stick represents one (1) centimeter. These arrows indicate the increment for one (1) full centimeter.</p> <p>The measurement indicated by these two arrows to the right would be written as 145 cm and 146 cm, respectively, on the form.</p>		<p>The smaller lines in between the full centimeter lines represent .5cm (half centimeters).</p> <p>The measurement indicated by this arrow to the left would be written as 143.5 cm on the form. Express parts of a centimeter with decimals, NOT fractions.</p>
--	--	--

Note the measurement where indicated in Part II of the Measurement Form. Be sure to express parts of a centimeter using decimals, not fractions (i.e. write 146.5, NOT 146 ½).

Once completed and signed, one copy of the measurement form is given to the owner, one is kept by the Technical Delegate, and the third copy is submitted to the USEF office for processing of the official measurement card. If the measurement is for a Standard Certificate, a check for \$15 (payable to USEF) must be included with the measurement form submitted to the Federation.

QUESTIONS? Please contact:

**Jennifer Keeler
Sport Manager, Dressage
United States Equestrian Federation, Inc.
(859) 225-2024
jkeeler@usef.org**